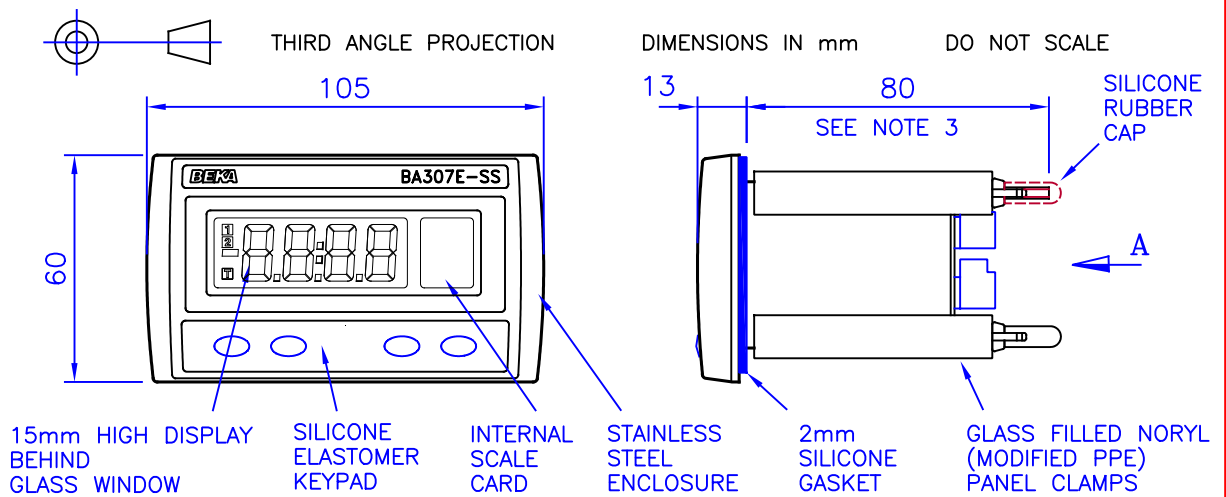


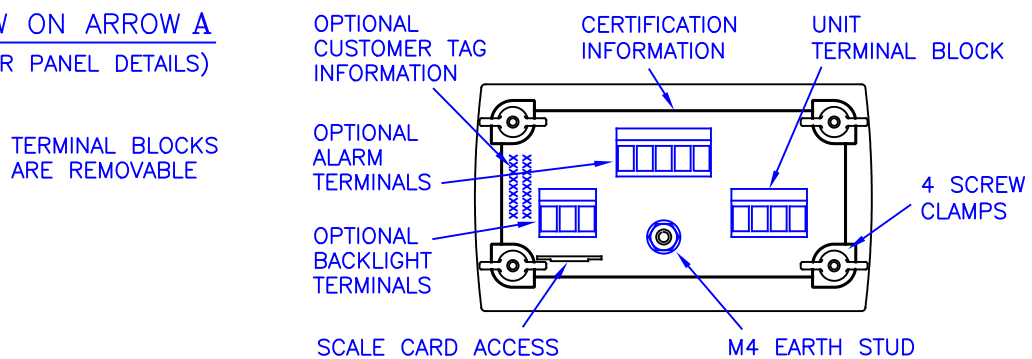
Iss.	Date	Modification	Ckd.	Appd.
3	07.07 2014	Length (behind panel) was 74		
4	10.05 2017	CRN1652: Panel cut-out updated. CRN1617 Rubber cap added.		

BEKA	associates	England	Hitchin	company confidential, copyright reserved.
-------------	-------------------	---------	---------	---

Iss.	Date	Modification	Ckd.	Appd.
1	03.02 2014			
2	28.04 2014	Earth stud shown.		

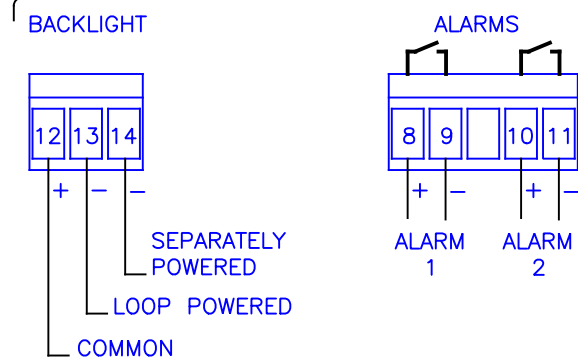


VIEW ON ARROW A (REAR PANEL DETAILS)

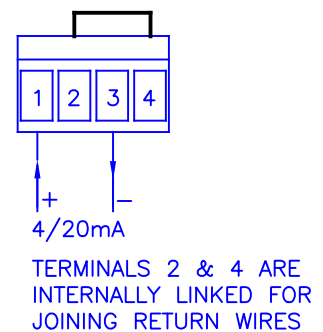


TERMINAL CONNECTIONS:

OPTION TERMINALS (WHEN OPTION FITTED):

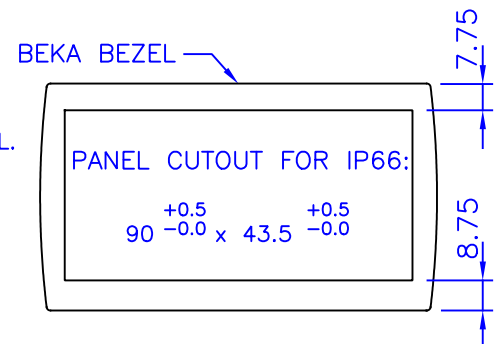


UNIT TERMINALS



INSTALLATION:

- 1 INSERT UNIT INTO PANEL CUTOUT FROM FRONT.
- 2 SCREW CLAMPS ARE FITTED OVER THE 4 STUDS & THE WING NUTS TIGHTENED FROM REAR OF PANEL. RECOMMENDED TORQUE 22cNm MIN.
- 3 FOR PANELS GREATER THAN 3mm THICK ADD ADDITIONAL DEPTH FOR CLAMPS. (ie ADD PANEL THICKNESS LESS 3mm)
- 4 FINALLY, FIT A SILICONE RUBBER CAP TO THE END OF EACH M3 THREADED ROD.



Title
CUSTOMER DRAWING for
BA307E-SS 4 DIGIT I.S. INDICATOR
IN PANEL MOUNTING ENCLOSURE

Drawn RC	Checked .	Scale NTS
Drawing No. CD307E-SS		