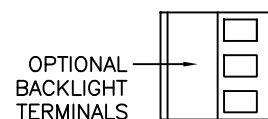
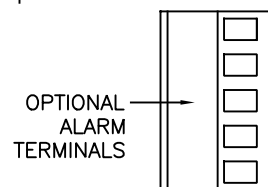
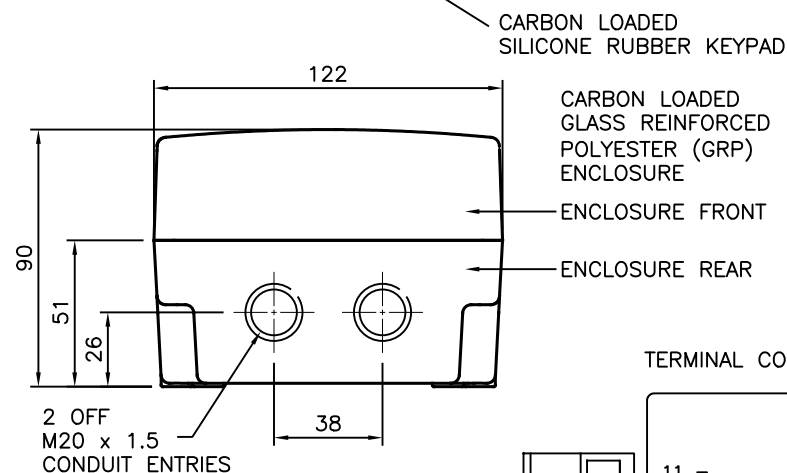
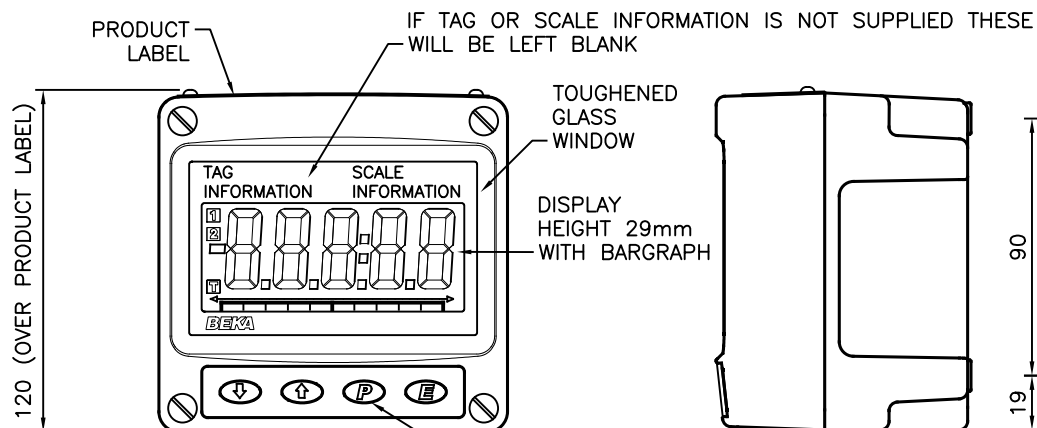


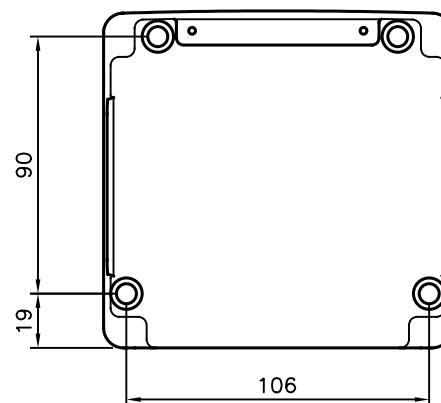
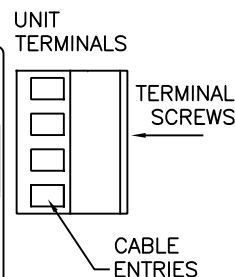
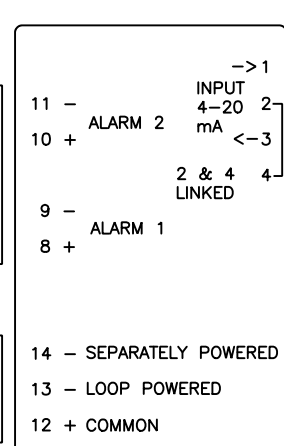
THIRD ANGLE PROJECTION

DIMENSIONS IN mm

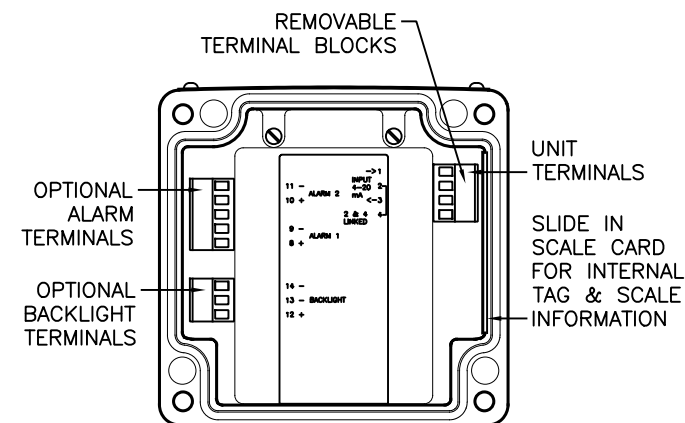
DO NOT SCALE



## TERMINAL CONNECTIONS:

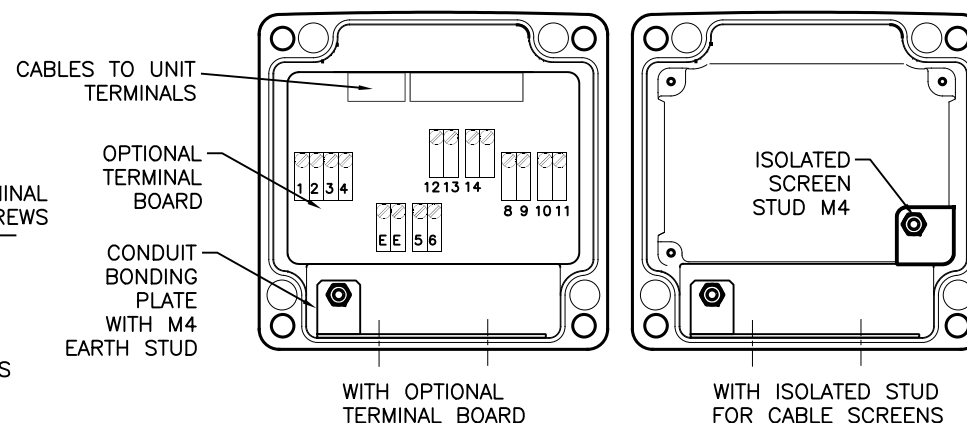


MOUNTING DIMENSIONS:  
4 OFF  $\phi 6.5$ mm CLEARANCE HOLES  
SUITABLE FOR SCREWS WITH HEAD  $\phi 10$ mm MAX.  
(M5 PAN HEAD OR M6 CHEESE HEAD)



REAR VIEW OF FRONT  
SHOWING TERMINAL CONNECTIONS  
ALARM & BACKLIGHT ARE OPTIONAL

## VIEWS OF REAR CASE WITH FRONT REMOVED



NOTE:  
TERMINALS 2 & 4 ARE INTERNALLY LINKED FOR JOINING RETURN WIRES.

FOR OPTIONAL TERMINAL BOARD ONLY:  
TERMINALS E ARE INTERNALLY CONNECTED TO THE ENCLOSURE.  
TERMINALS 5 & 6 ARE INTERNALLY LINKED FOR JOINING CABLE SCREENS

3	15.05 2019	CRN1791. Remove reference to I.S.		
2	11.04 2017	CRN1613. Screen stud added.		
Iss.	Date	Modification	Ckd.	Appd.

**BEKA associates**  
Hitchin England  
company confidential, copyright reserved.

Title  
CUSTOMER DRAWING for  
BA524G 5 DIGIT INDICATOR  
IN FIELD MOUNTING ENCLOSURE

Drawn RC	Checked .	Scale N/A
Drawing No. Sheet 1 of 1		

CD524G